

DEEP AND
TRADITIONAL
JAPAN!

JR RAIL PASS FOR CENTRAL JAPAN!!

Easy &
Great Deal!

Travel from Osaka/Nagoya to visit the World Heritage site of Kumano Kodo, as part of a grand tour of the Wakayama, Mie and Nara areas!

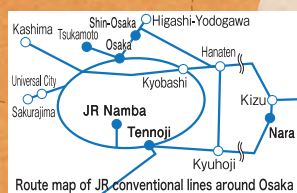
Unlimited rides on JR local and limited express trains, private railway and buses along the route!

Ise-Kumano- Wakayama Area Tourist Pass


Valid for 5 consecutive days

Adults **¥11,210** Children **¥5,600**

Purchasing in Japan Adults: ¥12,220 Children: ¥6,110
Children: 6 to 11 years of age



Kumano Hayatama Taisha Shrine 1



Nachi Waterfall 3



Kumano Hongu Taisha Shrine 2

Kumano Kodo



Shichiri Mihama 5



Daimonzaka 4



Ise Jingu Shrine (Ujibashi Bridge) 7



Okage-yokocho 6



Wakayama Castle 9



Futamigaura (Meoto Iwa) 8



Shirahama 10

• Out of the routes useable with the pass, the blue lines show JR conventional lines, while other colored lines show other means of transportation.
• You can exchange MCO (bought outside of Japan) and purchase passes at designated counters at stations with the ● mark along the route.
You can also exchange MCO and purchase passes at designated counters of JR Central's major stations (Tokyo, Shinagawa, Shin-Yokohama, Kyoto, etc.)



Where to buy and for more information

<https://touristpass.jp>



2020.02

Ise-Kumano-Wakayama Area Tourist Pass

Valid for 5 consecutive days Adults ¥11,210 Children ¥5,600

Just one pass gives you unlimited access to any of the convenient bus routes to the World Heritage site of Kumano Kodo, as well as buses touring the Ise area, and you can also enjoy the safety, comfort, speed and reliability of JR's conventional lines and limited express trains!

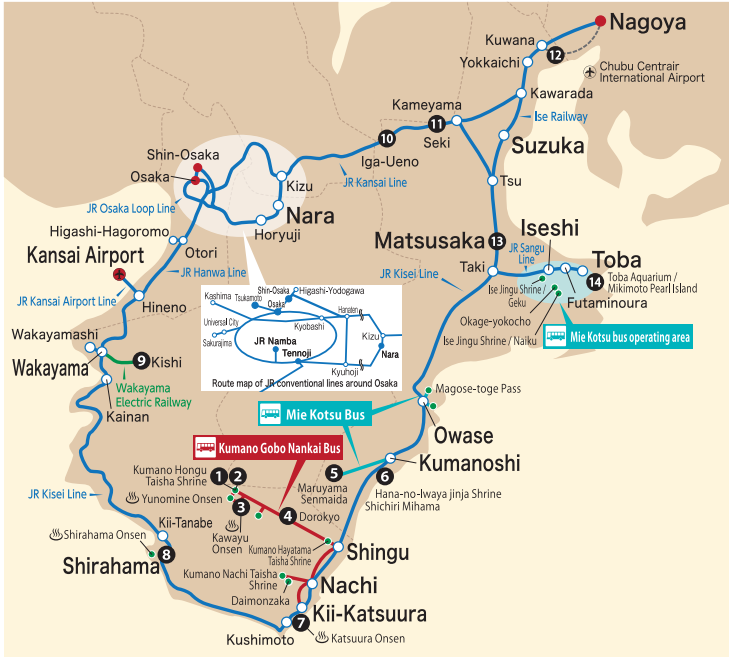


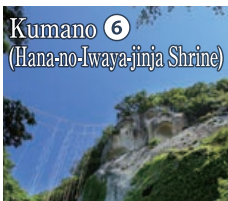


Image of usable routes of JR train, buses etc. and sightseeing spots. Separate admission and access fees to the attraction shown in the diagram may be required.

✓ Use of reserved seats on ordinary trains of JR conventional lines are free of charge up to 4 times! (Excluding Limited Express "HARUKA")

✓ Unlimited rides on buses

• Mie Kotsu Bus: Geku-Naiku line, Ise/Futami/Toba Excursion Bus CAN Bus, Owase Station front - Washige, Owase Station front - Segiyama - Kumano Kodo Center, Kumanoshi Station - Senmaida and Tori-toge pass entrance
• Kumano Gobo Nankai Bus: Kii-Katsuura Station - Nachisan, Shingu Station - Hongu Taisha front, Shingu Station - Koguchi, Shingu Station - Kii-Katsuura Station

✓ Bicycle rental service "Ekirin-kun" is available at Wakayama station, Kii-Tanabe Station and Shirahama station! (for adults over 12 years old)

Each transportation facility may change its holidays and operating hours without notice. Please see the website of each facility for more information.

Examples of travel time (Using JR limited express Using JR non-limited express)

●Kansai-airport~Wakayama...about 40min (JR)

●Wakayama~Kishi...about 30min (Wakayama Electric Railway)

●Wakayama~Shirahama...about 1h 20min (JR)

●Shirahama~Kii-Katsuura...about 1h 20min (JR)

●Kii-Katsuura~Shingu...about 20min (JR)

●Nagoya~Matsusaka/Taki...about 1h 20min (JR)

●Taki~Iseshi/Toba...about 15min/35min (JR)

●Matsusaka/Taki~Kumanoshi...about 2h (JR)

●Kumanoshi~Shingu...about 20min (JR)

●Kansai-airport~Tennoji...about 45min (JR)

●Tennoji~Nara...about 35min (JR)

●Nara~Iga-Ueno...about 1h (JR)

●Iga-Ueno~Kameyama...about 50min (JR)

●Nagoya~Kameyama...about 1h 20min (JR)

You are required a passport with a "Temporary Visitor" stamp/sticker given during entry to Japan in order to redeem an MCO (exchange order) for this product purchased outside of Japan, or to purchase this product within Japan. (Please also be aware that the price of the product differs for purchases made outside of Japan and purchases made within Japan.)

Other JR Tourist Passes

Takayama-Hokuriku Area
Tourist Pass



Mt. Fuji-Shizuoka Area
Tourist Pass
Mini



Limited time offer
Alpine-Takayama-Matsumoto Area
Tourist Pass



For more information <https://touristpass.jp>



National Parks of Japan
Official Partner